

MUG Tabs for Finger Picking: Contents

1.	Popeye the Sailor Man	Sammy Lerner
2.	Happy Birthday	Patty & Mildred Hill
3.	Chariots of Fire	Vangelis
4.	Ode To Joy	Beethoven
5.	The Birdie Song	Werner Thomas
6.	Scarborough Fair	Traditional
7.	Spanish Romance	Anonymous (Sor?)
8.	Pachelbel's Canon (in C)	Pachelbel (much simplified)
9.	Telstar	The Tornados
10.	Love Me Tender	Elvis Presley
11.		
12.		
13.		
14.		
15.		
16.		
17.		
18.		
19.		
20.		
21.		
22.		
23.		
24.		
25.		
26.		

Popeye the Sailor Man

♩ = 120

1 2 3

C

I'm Pop- eye the sail- or man, I'm

4 5 6

F C F

Pop- eye the sail- or man. I'm strong to the fin- ish, cause

7 8 9

C G G7 C

I eats me spin- ach I'm Pop- eye the sail- or man. He's

10 11 12

C F

Pop- eye the sail- or man, He's Pop- eye the sail- or

13 14 15

C F C

man. He's strong to the fin- ish, cause He eats his spin- ach He's

16 17

G G7 C

Pop-eye the sail- or man.

Happy Birthday

♩ = 100

1 C 2 0 3 3 G 4 0 5 G

T
A
B

Hap- py birth- day to you, Hap- py birth- day to

5 C 6 C 7 F 8 C 9 G7 10 C

T
A
B

you, Hap- py birth- day dear What's Y' name, Hap- py birth- day to you. Hap- py

10 C 11 G 12 G 13 C

T
A
B

birth- day to you, Hap- py birth- day to you, Hap- py

14 C 15 F 16 C 17 G7 18 C

T
A
B

birth- day dear What's Y' name, Hap- py birth- day to you. Hap- py

18 C 19 G7 20 C 21 Csus4

T
A
B

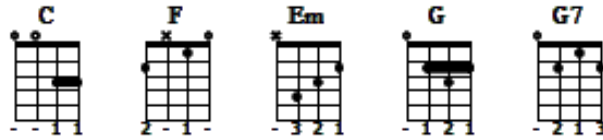
birth- day to- oo- oo you

22 C 23

T
A
B

Chariots of Fire

Vangelis



♩ = 70

Chord progression: C F C F C F C F

Chord progression: C F C F C F C F

Chord progression: C Em F C G Em G7 C G

Chord progression: Em F C F C Em F C G

Chord progression: Em G7 C G Em F C F C F C

Ode To Joy

Beethoven

♩ = 120

F C7 F F C F C7

4/4

0 0 1 3 3 1 0 3 1 1 3 0 0 3 3 0 0 1 3 3 1 0 3

F C F C F C F C7 A7

1 1 3 0 3 1 1 3 3 0 1 3 0 1 0 1 3 0 1 0 3

G7 C F C7 F F C F

1 3 0 0 0 0 1 3 3 1 0 3 1 1 3 0 3 1 1

Part 2

F C7 F F C

1 1 3 5 5 3 1 0 1 1 0 0 1 0 1 0 0 0 1 0 1 0 0 0

F C7 F C F

1 1 3 5 5 3 1 0 1 1 0 0 1 0 0 0 0 0 2 0 0 1 1 0 0 0

C F C F C7 A7 G7 C

0 0 0 1 1 0 1 0 0 1 3 1 1 0 0 1 3 1 0 0 1 0 0 0 0 0

F C7 F C F

1 1 3 5 5 3 1 0 1 1 0 0 1 0 0 0 0 0 2 0 0 0 1 1 0 0 0

The Birdie Song

(aka Chicken Dance)

$\text{♩} = 180$

C G7

TAB

C

TAB

G7

TAB

C

TAB

TAB

G7

TAB

C

TAB

Scarborough Fair

♩ = 120

Dm **C** **Dm**

2 2 | 0 3 0 | 0 1 0 | 2

F **Dm** **G** **Dm**

0 3 | 5 3 | 0 2 3 | 0

B♭ **F** **C**

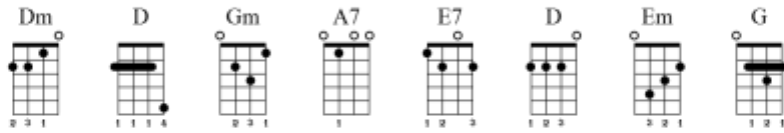
5 5 | 3 0 | 0 3 1 | 0 0

Dm **C** **Dm**

0 | 3 1 | 0 2 0 | 2

Spanish Romance

Anonymous (Fernando Sor?)



♩ = 90

Dm **3/4** *mf*

0 0 0 0 | 0 3 1 1 | 1 0 2 2 | 1 0 5 5 5

Gm **A7**

5 3 1 1 | 1 0 3 3 | 0 1 0 4 | 1 0

Dm **E7** **A7** **Dm**

0 3 1 1 | 1 0 2 0 | 0 0 0 0 | 0 1 0 2 | 1 0 2

D **A7** **Em**

2 2 2 2 | 2 0 2 2 | 2 1 0 1 | 0 3 2 2 | 2 2 2 2 | 2 4 2

D **D** **G** **Em**

2 0 0 0 | 0 2 4 5 | 5 5 5 5 | 5 4 3 2 | 2 2 2 2 | 2 0 3

D **A7** **D** **Dm**

2 2 2 2 | 2 3 0 2 | 2 2 0 2 | 2 0 0 0 | 0 0 0 0 | 0 3 1

D **Gm** **A7**

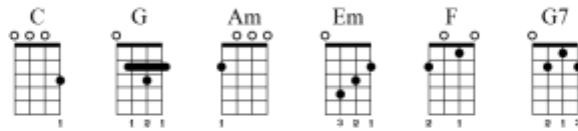
1 0 2 2 | 2 1 0 5 | 5 5 5 5 | 5 3 1 1 | 1 0 3 3 | 3 0 1 0 | 1 0

Dm **E7** **A7** **Dm**

4 1 0 0 | 0 3 1 1 | 1 0 2 0 | 0 0 0 0 | 0 1 0 2 | 1 0 2 2

Pachelbel's Canon in C

(Each uke repeats as the next one starts)



♩ = 80

Uke 1

C G Am Em F C F G7

mf

Uke 2

mf

Uke 3

mf

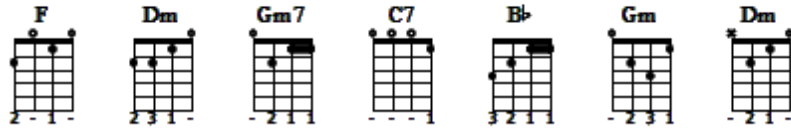
Uke 4

mf

Detailed description: This block contains the tablature for four ukuleles (Uke 1-4) in 4/4 time. Uke 1 plays a simple chord progression: C (3, 0, 0, 0), G (2, 3, 2, 0), Am (0, 0, 0, 2), Em (2, 3, 4, 0), F (0, 1, 0, 2), C (3, 0, 0, 0), F (0, 1, 0, 2), and G7 (0, 2, 2, 0). Uke 2 plays a bass line: 7, 5, 3, 2, 0, 3, 0, 2. Uke 3 plays a complex bass line with many octaves: 7 7 8 8 | 10 10 8 8 | 7 7 8 8 | 7 7 5 5 | 8 8 0 0 | 8 8 7 7 | 8 8 0 0 | 10 10 8 8. Uke 4 plays a complex bass line: 0 0 0 3 | 0 2 3 2 | 2 0 0 0 | 0 4 3 2 | 2 0 1 0 | 0 0 0 3 | 2 0 1 0 | 0 2 1 2.

Telstar

The Tornados (1962)



♩ = 150

Chord progression: F Dm Gm7 C7 F Dm

Chord progression: Bb C7 F F Dm Bb

Chord progression: F Dm Gm C7 Gm7 C7

Chord progression: F Dm Gm C7 F Dm

Chord progression: Gm C7 F Dm Gm C7

Chord progression: F Dm Gm C7 F Dm

Chord progression: Gm7 C7 F Dm Bb C7

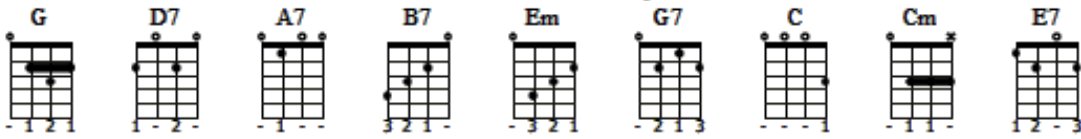
Chord progression: F F Dm Bb C7 F

Chord progression: Gm C7 F

The sheet music consists of ten systems of two staves each (Treble and Bass clef). It includes various musical notations such as notes, rests, accidentals, and dynamic markings like accents (*). Fingering numbers (1-3) are placed above notes. Slurs and ties are used to indicate phrasing. Some notes are marked with (3) or (0) to indicate triplets or natural harmonics. A double bar line is used to separate the first and second endings of the Gm7 and C7 chords in the third system.

Love Me Tender

Elvis Presley



♩ = 100

4/4

G D7 G G A7 D7 G

G A7 D7 G G B7 Em G7 C Cm

G G E7 A7 1-2. D7 G 3. D7 G

Ukulele tablature for 'Love Me Tender' in 4/4 time. The score is divided into three systems. The first system contains measures 1-4, the second system contains measures 5-8, and the third system contains measures 9-12. Chord diagrams are placed above the corresponding measures. The tablature shows fingerings for the top (T) and bottom (B) strings.

Love me tender, love me sweet
 Never let me go
 You have made my life complete
 And I love you so

Chorus

Love me tender, love me long
 Take me to your heart
 For it's there that I belong
 And will never part

Chorus

Love me tender, love me dear
 Tell me you are mine
 I'll be yours through all the years
 'Til the end of time

Chorus

Love me tender, love me true
 All my dreams fulfill
 For my darling I love you
 And I always will

Love me tender, love me true
 All my dreams fulfill
 For my darling I love you
 And I always will

Love me tender, love me true
 All my dreams fulfill
 For my darling I love you
 And I always will